

Cal. 2A27, 4J27, 7C17

| | |
|----------------------------|----------------|
| INSTRUCTIONS | (P. 3) |
| INSTRUCTIONS | (P. 11) |
| INSTRUCCIONES | (P. 20) |
| BEDIENUNGSANLEITUNG | (S. 29) |
| ISTRUZIONI | (P. 38) |
| INSTRUÇÕES | (P. 47) |
| 用法說明 | (56 頁) |

You are now the proud owner of a SEIKO Analogue Quartz Watch Cal. 2A27, 4J27, 7C17. For best results, please read the instructions in this booklet carefully before using your SEIKO Analogue Quartz Watch. Keep this manual handy for ready reference.

Vous voici l'heureux propriétaire d'une montre quartz analogique SEIKO Cal. 2A27, 4J27, 7C17. Pour obtenir d'excellentes performances de cet article SEIKO, veuillez lire attentivement cette brochure que vous conserverez pour toute référence ultérieure.

Enhorabuena por su adquisición de un reloj SEIKO analógico de cuarzo Cal. 2A27, 4J27, 7C17. Para óptimo resultado, lea detenidamente las instrucciones de este folleto antes de usar el reloj. Guarde este manual para consulta posterior.

Sie sind jetzt Besitzer einer SEIKO Analog-Quarzuhr Kal. 2A27, 4J27, 7C17. Bitte lesen Sie diese Bedienungsanleitung vor Verwendung der Uhr sorgfältig durch und heben Sie sie gut auf.

Siete ora in possesso di un orologio SEIKO Analogico al Quarzo Cal. 2A27, 4J27, 7C17. Per ottenere i migliori possibili risultati dal Vostro orologio, leggere attentamente le istruzioni di questo manuale prima di utilizzare il Vostro orologio SEIKO analogico al quarzo. Conservare poi il manuale stesso per ogni qualsiasi eventuale futuro riferimento.

Você pode sentir-se orgulhoso de possuir um Relógio SEIKO Quartz Análogo Cal. 2A27, 4J27, 7C17. Para obter os melhores resultados, leia atentamente as instruções contidas neste opúsculo antes de usar o seu Relógio SEIKO Quartz Análogo. Queira conservar este manual para referências futuras.

CONTENTS

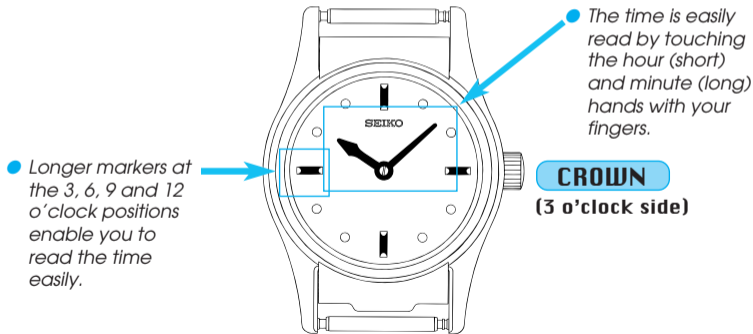
| | Page |
|---|------|
| FEATURES | 4 |
| TIME SETTING | 5 |
| HOW TO READ THE TIME | 6 |
| REMARKS ON USING THE WATCH | 7 |
| BATTERY CHANGE | 7 |
| TO PRESERVE THE QUALITY OF YOUR WATCH | 9 |
| SPECIFICATIONS | 10 |

SEIKO ANALOGUE QUARTZ

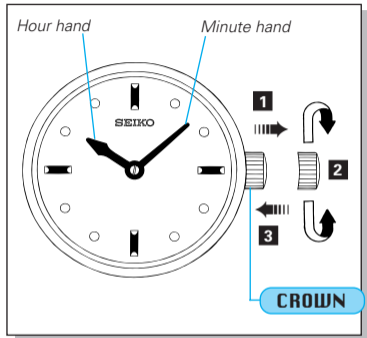
Cal. 2A27, 4J27, 7C17

FEATURES

Specially designed and manufactured for the visually challenged.



TIME SETTING



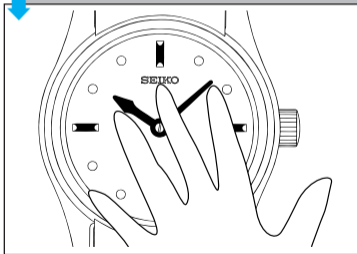
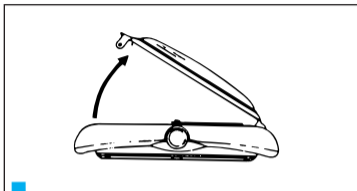
CROWN

- 1** Pull out.
- 2** Turn to set the hour and minute hands.
- 3** Push back in to *normal position*.

NOTES

- 1 When **CROWN** is pulled out, the watch stops operating.
- 2 When setting the minute hand, advance it 4 to 5 minutes ahead of the desired time and then turn it back to the exact minute.

HOW TO READ THE TIME



Open the front cover.

Pull up the snap located on the 6 o'clock side of the front cover.

Read the time.

Touch the hands with your fingers.

NOTES

- 1 *When touching the hands, take care not to move or damage them.*
- 2 *The hands are slightly loose at the center. However, this is not a malfunction.*

REMARKS ON USING THE WATCH

- This watch is not water resistant, and care should be taken not to get it wet. Also, do not touch the hour and minute hands with wet fingers, as this will adversely affect the time accuracy.
If the watch becomes wet, have it checked by an AUTHORIZED SEIKO DEALER or SERVICE CENTER.
- As the front cover is opened and closed every time you read the time, we recommend that the push pin supporting it be replaced with a new one once a year.

BATTERY CHANGE

Cal. 2A27 &
Cal. 4J27

2
Years

Cal. 7C17

5
Years

The miniature battery which powers your watch should last approximately **2 years (Cal. 2A27 and Cal. 4J27) / 5 years (Cal. 7C17)**. However, because the battery is inserted at the factory to check the function and performance of the watch, its actual life once in your possession may be less than the specified period. When the battery expires, be sure to replace it as soon as possible to prevent any malfunction. For battery replacement, we recommend that you contact an AUTHORIZED SEIKO DEALER and request **SEIKO SR621SW (Cal. 2A27) / SEIKO SR521SW (Cal. 4J27) / SEIKO SR43SW (Cal. 7C17)** battery.

**WARNING**

- Do not remove the battery from the watch.
- If it is necessary to take out the battery, keep it out of the reach of children. If a child swallows it, consult a doctor immediately.
- Never short-circuit, tamper with or heat the battery, and never expose it to fire. The battery may burst, become very hot or catch fire.

**CAUTION**

- The battery is not rechargeable. Never attempt to recharge it, as this may cause battery leakage or damage to the battery.

TO PRESERVE THE QUALITY OF YOUR WATCH

■ TEMPERATURES



Your watch works with stable accuracy within a temperature range of 5°C and 35°C (41°F and 95°F).

Temperatures over 60°C (140°F) may cause battery leakage or shorten the battery life. Do not leave your watch in very low temperatures below -10°C (+14°F) for a long time since the cold may cause a slight time loss or gain.

However, the above conditions will be corrected when the watch returns to normal temperature.

■ SHOCKS & VIBRATION



Light activities will not affect your watch, but be careful not to drop your watch or hit it against hard surfaces, as this may cause damage.

■ MAGNETISM



Your watch will be adversely affected by strong magnetism. Keep it away from close contact with magnetic objects.

■ CARE OF CASE AND BRACELET



To prevent possible rusting of the case and bracelet caused by dust, moisture and perspiration, wipe them periodically with a soft dry cloth.

■ PERIODIC CHECK



It is recommended that the watch be checked once every 2 to 3 years. Have your watch checked by an **AUTHORIZED SEIKO DEALER** or **SERVICE CENTER** to ensure that the case, crown, gasket and crystal seal remain intact.

■ CHEMICALS



Be careful not to expose the watch to solvents (e.g., alcohol and gasoline), mercury (i.e., from a broken thermometer), cosmetic spray, detergents, adhesives or paints. Otherwise, the case, bracelet, etc. may become discolored, deteriorated or damaged.

■ PRECAUTION REGARDING CASE BACK PROTECTIVE FILM



If your watch has a protective film and/or a sticker on the case back, be sure to peel them off before using your watch. Otherwise, perspiration getting in under them may rust the case back.

SPECIFICATIONS

| | | |
|---|---------------------------------------|---|
| 1 | Frequency of crystal oscillator | 32,768 Hz (Hz = Hertz ... Cycles per second) |
| 2 | Loss/gain (monthly rate) | Less than 15 seconds at normal temperature range (5°C ~ 35°C) (41°F ~ 95°F) |
| 3 | Operational temperature range | -10°C ~ +60°C (14°F ~ 140°F) |
| 4 | Driving system | Step motor |
| 5 | Battery | SEIKO SR621SW, 1 piece (Cal. 2A27) SEIKO SR521SW, 1 piece (Cal. 4J27) SEIKO SR43SW, 1 piece (Cal. 7C17) |
| 6 | IC (Integrated Circuit) | C-MOS-IC, 1 piece |